



# THE SQUAWK

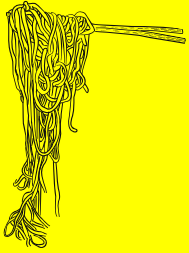


## FEBRUARY 3 – FEBRUARY 14

**STAFF DIRECTED ACTIVITIES, ENRICHMENT CLUBS, GAMES, SPECIAL EVENTS & MORE!**

03


**AM: Butterfly Treats-Ethan**



**PM: Pasta-Plate-Rhianna**

04

**AM: Toasty Tuesday-Sara**



**PM: The Great Jump Off-Adrian**

05

**AM: Ball Bounce Bonanza-Seth**



**PM: Wizard Wall Ball-Seth**

06

**AM: Make A Mushroom-Seth**



**PM: Paper Sting ray-Adrain**

07

**AM: Morning Tea Time-Lily**



**PM: Fairy Bread-Seth**

10


**AM: Valentines Wands**



**PM: Pasta-Plate-Rhianna**

11


**AM: Toasty Tuesday-Sara**



**PM: Giant Tic-Tac-Toe-Natalya**

12

**AM: Valentines Art Project-Ethan**



**PM: Football Skills Competition-Seth**

13

**AM: Chocolate Strawberries-Jasmine**



**PM: Soccer Skills -Lily**

14

**AM: Valentines Cards-Natalya**



**PM: Musical Hearts-Ethan**

### IMPORTANT INFORMATION

**Next Full Day is February 17th**

**Registration Opens February 3rd**

**Please Pack a lunch!**

### HELPFUL INFORMATION

Site Phone: (505) 974-8069

Office Phone: (505) 296-2880

Site Email: [huberthumphrey@childrens-choice.org](mailto:huberthumphrey@childrens-choice.org)

Financial Assistance Available: (505) 841-4800

# THE HOLLERIN' HAWK




## Mud Monsters with Seth

To create Mud Monsters the kids learned about pressure. Seth taught them how adding an alka-seltzer tab to water will create bubbles. Adding one to water with dirt into a container and a lid will create enough pressure to blast it open. They added paper under the container, creating patches of mud. Once dried they added faces and made their very own Mud Monsters!



"That went high, like taller than a tree high." - Sean

"Don't look down at it. I've hurt myself like that before." - Sean



"My favorite creature is a Phoenix. They symbolize life and their tears can heal you." - Eli P.

"Give me a Mento!" - Owen

"Mento's are condy... this is a fizzy pill." - Eli P.

"His name is 'Bloby,' like a blowfish, my favorite animal." - Ash


"This is MudMan, my mud monster!" - Branch



"Her name is 'Muddy' and she's a good friend." - Eleni



Rhianna's fish friends club has been very popular over these past weeks. She taught other kids how to construct articulating fish. the kids have enjoyed personalizing them and creating a wide range of species. One of our CC kids Shey has even started making sharks and whales using the same technique! Be on the look out you are guaranteed to see one floating around the cafeteria!



# Fish Friends with Rhianna

## Fake Snow with Sara



the kids got to experiment with making fake snow! We talked about what the components of the "fake snow" were. We experimented with the right combination of water and powder to get the best consistency. We discussed what kind of animals we would find in snowy conditions, and what their habitats are like. Then we got to find and play with our artic animals in the snow!

We also tried making snowballs and igloos.



## Hula Hoop Trick Shots



The kids at Hubert Humphrey love to play outside on the playground, but sometimes it's good to try something new in a familiar place. Seth had a great idea -- let's use Hula Hoops to do trick shots all over the playground! Kids took turns choosing different areas to try and make a cool shot. Then, they worked together and cheered one another on as more and more kids came to try and share their ideas. "I really like how we get to just throw Hula Hoops at all the playground equipment," stated Zack E, one of the leaders of the activity. Children really engaged with the novelty of this challenge.

