



# GEORGIA O'KEEFE NEWSLETTER FEB 3<sup>RD</sup> - 14<sup>TH</sup>, 2025

## DAILY SCHEDULE











2:15-2:45 Check-In & Round-up  
 2:45-5:30 Snack  
 2:45-5:00 Self-Selection  
 2:45-5:00 Self Selected Planned Curriculum  
 5:00 Round-up  
 5:15-6:00 Meet on the Berm/  
 Stage  
 5:15-5:45 Break Down and Clean Up  
 6:00 Close

## ABSENCES

If your child will not be attending Children's Choice on a day they are scheduled to be there and/or if your child has any after school clubs, please call the site phone, **(505) 504-4943**, to let us know.


When a child does not show up when they are expected, we want to ensure that the child is safe and accounted for. Please help us keep all of our children safe!

Thank you!

MONDAY 02/03	TUESDAY 02/04	WEDNESDAY 02/05	THURSDAY 02/06	FRIDAY 02/07
<b>Older Kids Circle Meeting</b>  w/Ray  <b>Let's Make Homemade Butter</b> w/Tammy  <b>Blob Tag</b> w/Audrey	<b>The Science of a Recipe -Edible Slime</b> w/ Arianna, Aria, Tylette & Ashleigh  <b>Birdy in the Sky Team Building Game</b> w/Kori  <b>Star Wars Tag</b> w/Charles	<b>Older Kids Club</b> Walking Art w/ Ray  <b>Hula Hoop Aerobics</b> w/Dulce  <b>Balloon Stomp</b> w/Matt 	 <b>Pokémon Club</b> w/Titus & Zach  <b>Squid Game Candy Challenge</b> w/Thelma  <b>Macramé Hearts</b> w/Jade	<b>Face Art</b> w/Olivia, Thelma, Kori & Beliz  <b>Ultimate Rock, Paper, Scissors</b> w/Rhianna 
MONDAY 02/10	TUESDAY 02/11	WEDNESDAY 02/12	THURSDAY 02/13	FRIDAY 02/14
<b>Older Kids Circle Meeting</b>  w/Ray  <b>Beaded Zipper Pull Key Chains</b> w/Tammy  <b>Are you Nemo?</b> w/Beliz 	<b>Crystal Hearts</b> w/Ashleigh   <b>Capillary Action Experiment</b> w/Kori  <b>The Stick Reflex Game</b> w/Jade	 <b>Comedy Club</b> w/Charles  <b>Older Kids Club</b> Honey, If You Love Me: Part II w/ Ray  <b>Squid Game: Mingle</b> w/Thelma	 <b>Pokémon Club</b> w/Titus & Zach  <b>Engineering a Straw Rollercoaster</b> w/Dulce  <b>Thanos Tag</b> w/Matt	<b>Homemade Bouquets and Cards</b> w/Audrey  <b>Art Exhibit</b> w/Rhianna  

## Pouch Crafting

Kids have a lot of small things they want to keep; rocks, beads, fake money, pieces of candy and teeth (just to name a few) so this activity was born from acknowledging that fact. The kids were enthusiastic about joining this activity. Using different sized plates, we marked and cut the felt into a circle and drew a smaller circle of dotted lines inside. Using scissors, we cut holes along the dotted lines so we could weave the string through the holes. We had a few plates and scissors on the table so that many kids could use whatever they needed at whatever stage they were at. The kids did, indeed, work at different speeds and had different difficulties with the various stages. This was many of our first times making a pouch using these directions, so everyone focused on what we were doing and helped others when we could. It's frustrating when things don't go the way we expect them to, but in the end, everyone had a functional pouch and the knowledge of how to make another, even better mini pouch in the future. Next time we'll use lighter colored felts because it was hard to see the markings on the darker colors.



## Just 3 lines

Just three lines is an art lesson inspired by Etel Adnan. Who was Etel Adnan you ask? Well we will tell yah! Etel Adnan (1925 - 2021) was an important Lebanese American artist and poet, known for her vibrant abstract paintings made from blocks of bold colors. These would often resemble landscapes and are a great way to get kids to think about landscape art, composition and color theory. We started off by folding a piece of white paper 3 times to create 8 boxes to work in. One lane is straight and it represents the horizon or coast. The next line is going to be a wobbly line that represents mountains, and the third line is a circle which represents a sun or moon.

**Mae (10):** I'm going to add a half moon on every other box and sun in the other so it goes day night day night. If you want to make fire in the grass lands draw a pointy line and then add sparks.

**Venus (8):** This is how you make a cube, first draw 2 squares then put a dot in the middle, and connect the lines.

**What did we learn from this activity?**




**Mae:** I learned that even though abstract art looks weird at first it turns into something beautiful.

**Venus:** I learned that you can create details of outside using only 3 lines.

**Travis (7):** I learned that you don't have to use the same colors you see outside to make art.


**Danielle B. (10):** I learned about Etel Adnan and how she was a big inspiration for abstract landscape art.

**Wren (5):** I learned that you can use different color mixes in different ways to make a picture.



## Older Kids Club – Bake Sale

The past two weeks have been extremely busy for older kids, as our fundraising bake sale preparation has begun! After planning for weeks, the day finally came to begin our fairly unique bake sale! For four weeks, we will be making bread. It all started when **Sadie (10)** had the ambitious idea to bake sourdough bread. Suddenly, everyone wanted to make a different kind! Pumpkin bread, banana bread, zucchini bread- there was nothing else on their minds. We started out strong! Our first challenge was figuring out our sourdough starter. Sourdough is a complicated bread. Throughout the fermentation process it acts as a living thing that has to be fed, watered, and taken care of every day (and every 12 hours sometimes!). The sourdough team read all about what we needed to do while the banana team began their batter. The biggest challenge was when the recipe called for measurements that we didn't have measuring cups or spoons for! Luckily, **Meleena (10)** had the idea to use a cup of the smaller measurement multiple times to add up to the amount we needed. This trick was shared with the group, and we haven't had any problems since. While the banana team finished up, our sourdough team was working hard on our starter, who we elected to name- Jacinta! (Pronounced juh-sin-tuh-thanks **Josh (9)** for the name!) Since day 1, we've been checking on Jacinta every day. The kids take turns feeding her, and many of them take home her discarded pieces to attempt mini-loafs, though we haven't had much success yet. But, we've loved seeing Jacinta grow and ferment- you can smell how sour she is through the cheesecloth!




## Vision Board

Cheers to the New Year! As the New Year starts, so do our new goals. The children got the chance to visualize the goals that they would like to set for themselves this year. Some of the kids didn't understand what a vision board was at first. After giving them a few examples, such as a picture of cinnamon rolls meaning wanting to bake more, they got a hang of how it worked and got creative and thoughtful! **Waaiz (7)** said, "I'm cutting out the shampoo because I want to take more showers." Other children added their own drawings and words to their boards, such as the word "Family." **Samantha (8)** said, "I wrote family in because I want to spend more time with them and I don't have a picture of them to add." The other children added their own meaningful symbols, such as **Anayah (6)**, "I put red X's on the picture because I don't want people to die and live a long time".

2025  
VISION  
BOARD

blossly.com



## Interview with Meluh (6), Kinder

**Hi Meluh, we would like to interview you for our biweekly newsletter if it's ok for you?** Oh, ok. Let's do it.

**Tell me about yourself!** I'm Meluh. I'm 6 years old. I love dancing.

**What didn't work out for you today?** My friend was rude to me and another friend. And, well, I was looking at her and she said "stop it" but I wasn't doing anything. I was just looking at her.

**What do you like to do in your free time?** Oh, play kitchen! There's like pretend food and yeah, awesome. I like to cook and play. I like to clean up all the time. Well, only if it's like not that much, just a little bit. My favorite food to cook is pasta, yeah pasta. I like meatballs and sauce.

**How do you react when someone asks you to do something you know isn't right?** I say, like... I like, sometimes with me, I listen and I do this (Meluh puts her hands on her hips) But I like sometimes don't do that, I do this (rolls her eyes) because she's being so rude to someone and I don't like it.

**What do your parents do that you want to do to?** I want to go to, like, the park and they say "oh yeah? you have to behave" so I have to behave to go to the park. Oh ooh, actually I want to be a teacher. A Georgia O'Keeffe one. Yup. I want to teach art and, uh, no, um...what is it called...I think usually...computers, where you do computers?

**What do you think about people who make mistakes?** I help them up if someone is rude to them.

**What if someone accidentally took home one of your toys?** I'll be really mad. **What if they brought it back to you the next day and they said it was an accident?** I'll be, I'd forgive them. **How do you forgive someone?** By saying sorry. **What if they said sorry to you?** I say 'Thank you'.

**I think this should be the last one! Okay, what creative activities do you like to do?** Ooh, okay, this one's a hard one...I really like...um, I don't really know actually; I think all of them are my favorites. **You were in Art before this interview, what were you making?** I was making a purse and money and coins and a credit card out of paper. I like drawing and crafting too. **Would you rather craft with paper or Play Dough?** Paper. **Paper or Model Magic?** Model Magic. **Model Magic or Perler beads?** Hehe, both!

Thanks, Meluh!




## OUR SPRING SEMESTER STAFF 2024/2025 SCHOOL YEAR



**Beliz Burnaz**  
Site Director



**Ass. Director**  
Ashleigh Reyna



**Kori Baca**



**Ray Dawson**



**Tammra Elliott**



**Audrey Ward**




**Charles Herrera**



**Jade Gallegos**



**Dulce Maldonado**



**Thelma**  
De La Cruz



**Matt Pecasting**



**Rhianna Manes**

### REMINDERS/ANNOUNCEMENTS:

- Check our Lost and Found for missing items. Items are moved to the school's Lost and Found every Friday!
- Please bring a labeled water bottle each day, if possible!

### HELPFUL INFORMATION

**Site Phone:** (505) 504-4943

**E-mail:** [georgiaokeeffe@childrens-choice.org](mailto:georgiaokeeffe@childrens-choice.org)

**For Billing Questions:** [sara@childrens-choice.org](mailto:sara@childrens-choice.org)

**Office Phone:** (505) 296-2880

**For Registration Questions:** [welcome@childrens-choice.org](mailto:welcome@childrens-choice.org)

**Financial Assistance:** (505)841-4800