



THE ADO TIMES



January 20th - January 31st

STAFF DIRECTED ACTIVITIES, FIELD TRIPS, ENRICHMENT CLUBS, GAMES, SPECIAL EVENTS & MORE!



20

**MLK
JR. Day
Full
Day @
ADO!**

21

**STONE
PAINTINGS**

**SWORD
WARS**

22

**OLDER KIDS
CLUB
DIAMOND
PAINTING**

23

BEAD CORN

HANDBALL

24

**LET'S MAKE
SOUP!**

SHARK HOOPS

27

COLOR RUSH

**OLDER
KIDS CLUB**

**FIDGET BOARDS
WITH ZOE AND
ZOEY**

28

SATISFYING CLUB
WITH DAMIAN AND
ERICA

**ANIMAL
RELAY**

29

**APPRECIATION
JEWELRY**

KINDER CLUB

STEM CLUB

30

**CHARLIE'S
POTTERY
FACTORY**

KNOCKOUT

31

**HOP PAPER
SCISSORS**

**SNOW
SLING**

IMPORTANT INFORMATION

-Although we have many of the same staff, we've got a few new additions. Have your ID ready in case a new staff may request it to verify your identity.

-If your child will not be attending our afternoon program please call or text us at (505) 340-9656 and let us know.

HELPFUL INFORMATION

Site Phone: (505)340-9656

Office Phone: (505)296-2880



Site Email: ArroyoDelOso@childrens-choice.org

Financial Assistance Available: (505)841-4800





MEET ZOHEY R.



Zoey is 11 and in 5th grade. Her favorite school subject is Science because there's so much to do and a lot of stuff to experience. "You can figure out what's wrong or right and you can test things", says Zoey. Her favorite thing to do at Children's Choice is spend time in older kids area because she gets to hang out with other older kids.

Zoey likes to spend her time outside of school drawing. She sketches bodies, sculptures, and even paintings. Zoey loves music but doesn't have a favorite artist or band. However, she does have a favorite song called *No One Noticed* but has no idea who it's by.


When she grows up, Zoey wants to be a veterinarian. She wants to save animals. She doesn't currently have any pets but she loves animals because, "they're innocent". Zoey plans on going to college in Dallas, TX but isn't exactly sure what the school is called.

Zoey wants people to know that she considers herself to be nonchalant.

If she had a piece of advice for younger kids it would be to, "Work hard on math because each year it gets harder and so does reading but you just need to learn how to sound out those letters and that's all."

PAPER DRAGON PUPPETS

**"Mine is gonna be a small one!" -
Jonathan, 6**



**"It's actually a lot easier to do this alone
than going around helping everybody
on planet Earth" - Max, 9**

A few weeks ago one of our longtime CC members, Max, was making a very interesting contraption that everyone found fascinating. So much so that Max decided to lead his very own activity.

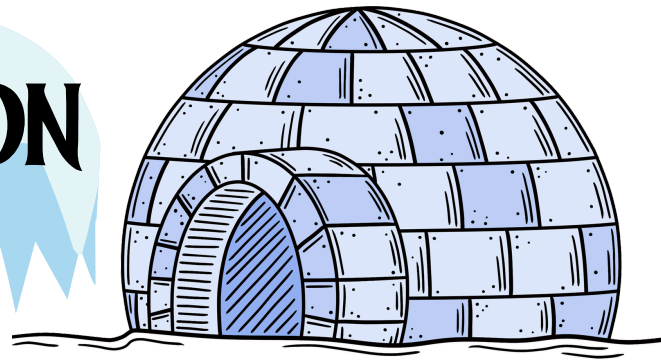
After some coordination, Max gathered his group (which consisted of mostly younger kids). He put in a great deal of effort to try and show them how he constructed his paper dragon puppet.

For 9 year old Max, cutting and taping paper was easy for Max. But he soon realized that the kids he was trying to teach didn't quite have the same capabilities as someone his age. Nevertheless, Max did his best to accommodate everyone that needed his help. "I'm trying to help everybody, but it's so stressful", Max said while laughing.

We didn't get to finish our puppets, here was the process so far!





IGLOO CONSTRUCTION



We made makeshift igloos out of cotton balls and the cups we use for snack. Our structures didn't take nearly as much effort as a real igloo but we had so much fun making our own and learning about the snowy shelters. Some of us even made little snowmen to go along with our snow huts.

"I'm gonna make 3! I wanna give one to my Mom and Sister."
Tessa, 6



"Let me put eyes on my snowman!" - Sarai, 6
"Can I be in the Newsletter!?" - Harper, 7





Aboriginal Dot Art

Aboriginal dot painting was a hit with the kids during Culture Club: Australia! The activity introduced them to an ancient and meaningful art form from the Aboriginal people of Australia, who use small dots to create intricate designs that tell stories, depict landscapes, and honor their cultural traditions.

The children loved using cotton swabs to carefully apply the dots, with many of them saying it felt relaxing and fun to see their designs come to life. They enjoyed the freedom to create their own patterns while learning about how Aboriginal people use art to connect with their land and heritage. The mix of creativity and cultural learning made this activity both enjoyable and enriching, and the kids were proud of their vibrant, meaningful artwork.



"It was cool learning how the Aboriginal people use art to tell stories. I think my design looks really creative!" - Zoey



"I liked how I could make my own shapes with dots—it felt like making a secret message!" Harper

