



# GEORGIA O'KEEFE NEWSLETTER JAN 20<sup>TH</sup> - 31<sup>ST</sup>, 2025

## DAILY SCHEDULE



2:15-2:45 Check-In & Round-up  
 2:45-5:30 Snack  
 2:45-5:00 Self-Selection  
 2:45-5:00 Self Selected Planned Curriculum  
 5:00 Round-up  
 5:15-6:00 Meet on the Berm/  
 Stage  
 5:15-5:45 Break Down and Clean Up  
 6:00 Close

## ABSENCES

If your child will not be attending Children's Choice on a day they are scheduled to be there and/or if your child has any after school clubs, please call the site phone, **(505) 504-4943**, to let us know.

When a child does not show up when they are expected, we want to ensure that the child is safe and accounted for. Please help us keep all of our children safe!

Thank you!

MONDAY 01/20	TUESDAY 01/21	WEDNESDAY 01/22	THURSDAY 01/23	FRIDAY 01/24
 <b>NO SCHOOL CC OPEN @ OSUNA 7 AM – 6 PM</b> <b>BRING YOUR LUNCH!</b> 	<b>Ice Skating Tag</b> w/Audrey  <b>Volcano Village</b> w/Ella & Ashleigh   <b>Minute to Win it!</b> w/Tammy	<b>Older Kids Club Bake Sale-Day III</b> Frybread w/ Ray   <b>Taylor Swift Freeze Dance</b> w/Sophia E. & Charles	 <b>Pokémon Club</b> w/Titus & Zach  <b>Straw Weaving</b> w/Thelma  <b>Karaoke Challenge</b> w/Kori & Beliz 	<b>D'N'D Club</b> w/Colton B, Weston B, Will R. & Tannyn   <b>The Great Flag Run</b> w/Dulce  <b>Paper Playground</b> w/Jade
MONDAY 01/27	TUESDAY 01/28	WEDNESDAY 01/29	THURSDAY 01/30	FRIDAY 01/31
<b>Animal Races</b> w/Jade  <b>Older Kids Circle Meeting</b> w/Ray   <b>Fridge Magnets</b> w/Tammy 	<b>Chinese Almond Cookies</b> w/Audrey <small>CHINESE ALMOND COOKIES</small>   <b>Try not to Laugh Challenge</b> w/Dulce  <b>Melting Snowmen</b> w/Ashleigh	 <b>Comedy Club</b> w/Charles  <b>Older Kids Club Bake Sale-Day IV</b> Baking Sourdough and Candying Our Fruit w/ Ray 	 <b>Pokémon Club</b> w/Titus & Zach  <b>Finger Speed Sums with a Twist</b> w/Kori  <b>Tic Tac Toe Relay</b> w/Matt 	<b>Flinch Ball</b> w/Thelma  <b>Winter Sun Catchers</b> w/Tannyn   <b>Spray Painting</b> w/Rhianna & Beliz 

## Challenge Games

This week, we had a lot of fun playing two challenge games with the kids in the gym. In the first game, cups were placed in the middle, and the kids were lined up on either side. When "head", "shoulder" or "knee" was called out, the corresponding body part had to be touched. When "cup" was said, the cups had to be grabbed. The first one to grab a cup was declared the winner. In the second game, cones with two-digit numbers were set up and the kids were lined up again. Math problems, such as,  $5 \times 7$ , were asked and the kids raced to grab the cone with the correct answer taped on it first for the win! We learned how to improve our quick thinking, coordination, and math skills in an engaging way. We also gained a sense of teamwork and friendly competition. It was a fun and exciting way to practice both physical movement and math skills.



# Math Challenge!




## Rubber Band Rockets

This STEM activity is called Rubber Band Rockets. We constructed and customized a rocket they could fly. We used ordinary household items: toilet paper rolls, duct tape, rubber bands and paper! It was amazing to see their excitement and seeing it all come together. We had all ages from Kindergarten to Fourth grade in this group. When the younger kids were stuck, the older kids helped guide them to the next step. We had fun with glitter duct tape, streamers and of course making them fly!


Lexie (8): Oh, let me help you! I love helping.



Elaine (6): I made my streamers super long for it to fly!




Wren (5): I think I'll put mine on my Christmas tree.



## Older Kids Club Solar Oven w/Zach M. (9)

**Zach M.** has an interest in solar power this school year, particularly with magnification and burning things. So, we decided together to channel this interest better into something really cool- a heavy duty solar oven! We gathered lots of wood, nails, tools, and a fancy Fresnel lens. On day 1, we started out by discussing the solar ovens we've made in the past (usually out of pizza boxes), looked at our materials, and started designing what we wanted our oven to look like. **Meleena (9)** had the idea of a 6-sided oven with a lid that opens and closes with a hinge, which we all agreed we liked! Then, **Sadie (10)** came up with a design with tilted walls for better concentration of solar energy, and a door on the side to slide a pan or plate in and out. We decided in the end on a combination of these two, and so we got to work.

After going over woodshop safety, we started by measuring our wood and beginning to cut. We all got to wear this big over the top full-face mask, which everyone thought was pretty funny. After cutting a couple pieces, our resident photographer, **Charlotte T (9)**, directed us to take some pictures with our tools. The favorites were all the clamps, which the kids continued to reference for the rest of the club. By the end of day 1, our wood was cut and all that was left to do was sand it, cut a hole in our roof, and nail it all together.





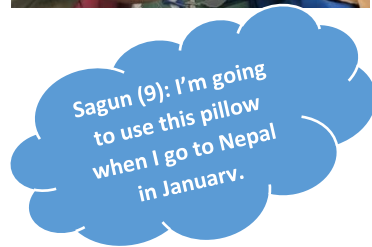
One week later, we started on the rest of our work for day 2. We went over the tools we had, looked at our newly glued in lens, and got ready to work with hammers. Quickly, we learned that this wood did not want to cooperate with us- it took a long time and a lot of force to get the nails through one piece of wood, let alone two. And, after finally getting the nail through both pieces... the wood split! After some problem solving, **Abrianna (10)** suggested we just move the nail a couple of inches over and try again, which worked wonders.

By the end of this day, we were only able to get 4 nails into our project, even with everyone taking turns to hammer. So, we decided to put the project on pause and try again another time. If we aren't able to finish on day 3, the kids want to try again from scratch with all our new knowledge. But for now, we have a lovely bookshelf shaped item, and we all had fun eating our un-sundried fruit.



## Sewing Club

In Sewing Club, we were excited to make stuffed things like little plushies and pillows. We really enjoyed cutting out the fabric of our creations. Some kids made "Among Us" characters for their siblings. Others made little pillows for their dolls at home. Sewing taught us to take our time to sew since if you rush it the big stitches won't hold the stuffing. So, we also learned to do small stitches!



Sagun (9): I'm going to use this pillow when I go to Nepal in January.



## Interview with Titus (9), 4<sup>th</sup> Grade

**Hi Titus, we would like to interview you for our biweekly newsletter, if it's ok?** Yeah, sure!

**Tell me about yourself!** I'm Titus. I'm 9 years old and in 4<sup>th</sup> grade. I love to play chess and win against Beliz!!!

**If you could change the world, what would you do?** If I could change the world I would probably end wars and make it a better place for everything living and stop drugs.

**Does your family have any traditions?** Every Christmas when we put up the Christmas tree at the end we put up this little polar express train track around the tree and me and my little brother will play with the train track. We put it up a long time ago.

**What book character would you most like to be and why?** Probably I would like to be this guy named Geronimo Stilton in The Kingdom of Fantasy. He has these awesome adventures in what is called, "The Kingdom of Fantasy," and writes books about them and they are almost always best sellers. There are other books, like about his real life, and "The Mouse City". They're fantasy books.

**If you became famous what would you want to be known for?** Probably for chess. I want to be a world-famous chess player, I have been playing since first grade when I first learned it. I took a huge pause in second grade and my pause ended in fourth grade which is the grade I am in now and now I am really good at chess. Once I learned that it's like a game of the mind and I figured that out in third grade when I did my very first checkmate with my best friend Zachary. I want to try to play grandmaster.




## OUR SPRING SEMESTER STAFF 2024/2025 SCHOOL YEAR



**Beliz Burnaz**  
Site Director



**Ass. Director**  
Ashleigh Reyna



**Kori Baca**



**Ray Dawson**



**Tammra Elliott**



**Audrey Ward**



**Charles Herrera**




**Tannyn Tolino-Anderson**



**Dulce Maldonado**



**Jade Gallegos**



**Thelma**  
De La Cruz



**Matt Pecasting**



**Rhianna Manes**

### REMINDERS/ANNOUNCEMENTS:

- Check our Lost and Found for missing items. Items are moved to the school's Lost and Found every Friday!
- Please bring a labeled water bottle each day, if possible!

### HELPFUL INFORMATION

**Site Phone:** (505) 504-4943

**E-mail:** [georgiaokeeffe@childrens-choice.org](mailto:georgiaokeeffe@childrens-choice.org)

**For Billing Questions:** [sara@childrens-choice.org](mailto:sara@childrens-choice.org)

**Office Phone:** (505) 296-2880

**For Registration Questions:** [welcome@childrens-choice.org](mailto:welcome@childrens-choice.org)

**Financial Assistance:** (505)841-4800