




# The Weekly Squawk

May 13, 2024

Monday 5/20	Tuesday 5/21	Wednesday 5/22	Thursday 5/23	Friday 5/24
 <b>Musical Chairs</b>  <b>Bird House</b>	<b>ABC Countdown:</b>  <b>Edible Earth Soil Layers</b> 	 <b>Fifth Grade Graduation Celebration!!</b> <b>ABC Countdown:</b> 	 <b>Bucket Ball</b>	<b>No School</b> <b>Full Day Program is available at Hubert Humphrey</b>
Monday 5/27	Tuesday 5/28	Wednesday 5/29	Thursday 5/30	Friday 5/31
<b>No School</b> <b>Children's Choice Is Closed</b>	<b>ABC Countdown:</b>  <b>Salt Painting</b> 	<b>ABC Countdown:</b>  <b>Drip Drip Drop</b> 	<b>ABC Countdown:</b>  <b>Dr. Dodgeball</b> 	<b>End of Year Movie Day!!</b> 

Interview of the week: Layla -Boat Float -Puffy Sidewalk Chalk  
 -A Year in Review



Wow, Layla I can't believe you're almost done with second grade! I know, I was in kindergarten when you started working here! I know, you're 8 now and getting so big! So, tell me about you now! Well, my favorite color is yellow now but it used to be turquoise. I remember, I also remember that Olivia used to be your best friend. Yeah, she is still my best friend. What is your favorite thing to do outside of school? I like to play with my dogs. I have seven dogs, two of them are furry but the other ones are a lot bigger. Do you have a favorite dog? No, I don't pick favorites! That's probably a good thing! What are you doing all summer? I'm going to go see my sisters, I have two of them! But, I don't really know what state their in. But, I'm going to go see them! That sounds awesome, and I hope you have a great summer!



## BOAT FLOAT



Last week we told you all about designing and making paper and aluminum foil boats! Well this week, our caregiver Seth helped us put our boats to the test! Seth helped us create a boat testing facility (a tub filled with water).

The tests, were quite successful! We had a few rounds of testing to see whose boats floated the longest. Joseph assisted in making "waves" when the contest was going too smoothly.

"That wave was a devil!" He exclaimed after he lifted up one side of the water-filled bin and dropped it.

Eva ended up victorious after the first round, and when asked how she did it, she said that the foil was "like a raft" and "helped the paper boat stay up."

Mark was our second winner, winning by a margin against another competitor.

"How did you do it? What was your secret?" I asked. "I put on some tape and folded it sooooo much that it saved it!"

Some kiddos even started making boats out of extra supplies in art, such as wooden popsicle sticks. A lot of us noticed that the wooden boats were floating better, and so I asked them why they thought that.

"Is it cause the sticks are lighter?"


"They're not lighter," replied Joseph "It's dense."

"Which one's more dense, the water or the stick?"

"The water." He finished.




# PUFFY SIDEWALK CHALK



Once again, the insightful Hubert Humphrey Caregivers have put together an activity that perfectly blends our love for the outdoors with our love for crafts! Our amazing caregiver Taytum, helped us make puffy sidewalk chalk which we used to enjoy some outdoor art!

## HOW YOU MAKE PUFFY SIDEWALK CHALK:

1. Gather ingredients: dish soap, water, flour, side walk chalk, and condiment squeeze bottle
2. Mix one cup flour, 1 cup water, 1 tbsp dish soap, and one crushed piece of side walk chalk.
3. Pour mixture into condiment squeeze bottle (we used a funnel for easy clean up)
4. Once you have mixed all of your desired colors, use your condiment squeeze bottles to decorate your sidewalks!
5. Clean up: this puffy paint has the same easy cleanup as standard sidewalk chalk, but if you're wanting a fresh palette or simply to clean up the yard, a garden hose should do the trick



# The Year in Pictures



This year was jam packed with so many amazing days and memories, that we just didn't have time to share them all! There were field trips, science experiments, puzzles, glow sticks, and tons of other fun!! Please enjoy these pictures of our year together! Thank you for being part of our community this year!!

